

Europadlock



ASSA ABLOY

ASSA ABLOY, the global leader
in door opening solutions



Lucchetti di alta qualità in ottone massiccio

Top quality solid brass padlocks

Scatola Box

Caratteristiche tecniche:

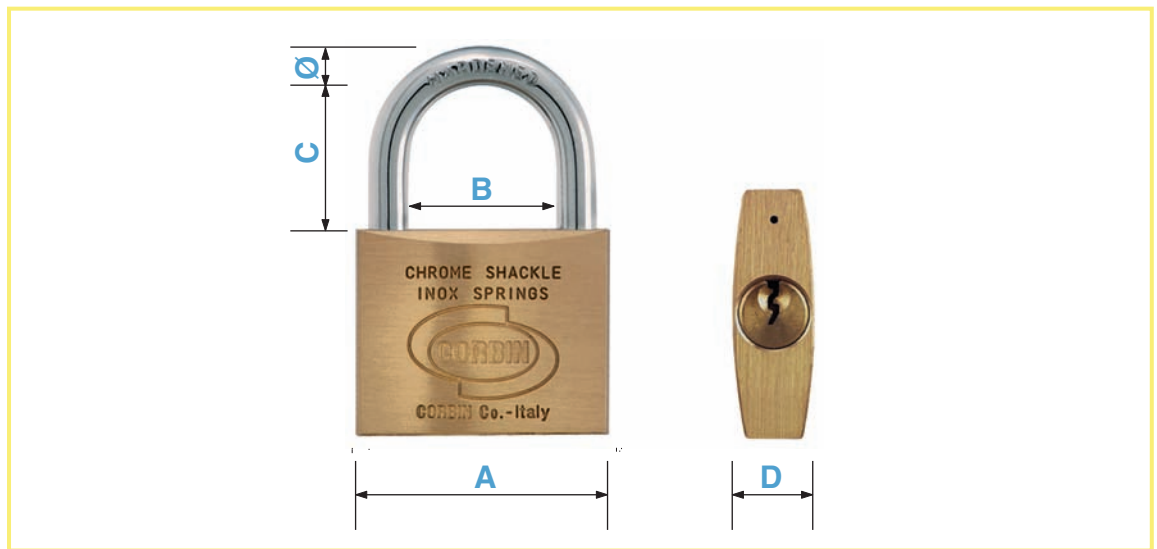
- **Chiave**
2 per lucchetto
Estrazione chiave a lucchetto chiuso o aperto
- **Gancio**
Acciaio cementato e cromato
Rotazione 360°
- **Catenaccio**
2 in ottone (escluso 20 e 25 mm.)
- **Corpo**
Ottone massiccio, spigoli arrotondati,
protetto con vernice trasparente
- **Meccanismo**
Spina antigimaldello (escluso 20 e 25 mm.)
Contropistoncini a fungo antigimaldello
Pistoncini in ottone
Molle in acciaio inox
Richiamo automatico della chiave nella
posizione di estrazione
- **Confezione**
In scatola
- **A richiesta**
Esecuzioni speciali:
KA - KAR - KAS - MK - GMK - CC
(20 e 25 mm. solo KA - KAR - KAS)

Features:

- **Key**
2 each padlock
Key withdrawal with shackle open or closed
- **Shackle**
Chrome plated case-hardened steel
Rotation 360°
- **Locking**
2 in brass (except 20 and 25 mm.)
- **Body**
Solid brass with rounded corners protected
by varnish and glazed
- **Mechanism**
Antipick pin (except 20 and 25 mm.)
Antipick mushroom drivers
Brass pins
Inox springs
Automatic return of key
to extraction position
- **Packaging**
Box
- **On request**
Special arrangements:
KA - KAR - KAS - MK - GMK - CC
(20 - 25 mm. - KA - KAR - KAS only)



Scatola Box



Gancio Standard
Standard Shackle



Codice / Code	A	Ø	B mm	C	D				
PL010 20 00	20	3	9	12	11	3	PK100 55 01	35	12
PL010 25 00	25	4	13	14	12	4	PK100 56 01	60	12
PL010 30 00	30	5	16	17	13	4	PK100 57 01	88	12
PL010 40 00	40	6	23	24	14	5	PK100 58 01	155	12
PL010 50 00	50	8	29	28	16	5	PK100 59 01	270	6
PL010 60 00	60	9	36	34	19	5	PK100 59 01	398	6
PL010 70 00	70	11	41	42	21	5	PK100 59 01	650	4

Gancio Lungo
Long Shackle



PL012 20 00	20	3	9	22	11	3	PK100 55 01	41	12
PL012 25 00	25	4	13	24	12	4	PK100 56 01	70	12
PL012 30 00	30	5	16	24	13	4	PK100 57 01	97	12
PL012 40 00	40	6	23	38	14	5	PK100 58 01	178	12
PL012 50 00	50	8	29	80	16	5	PK100 59 01	334	6

Gancio Extra
Lungo
Extra Long
Shackle



PL013 30 00	30	5	16	63	13	4	PK100 57 01	111	12
PL013 40 00	40	6	23	63	14	5	PK100 58 01	191	12
PL013 50 00	50	8	29	130	16	5	PK100 59 01	383	6

Gancio Regolabile
Adjustable Shackle



PL015 50 00	50	8	29	60÷150	16	5	PK100 59 01	400	6
-------------	----	---	----	--------	----	---	-------------	-----	---

Lucchetti di alta qualità in ottone massiccio

Top quality solid brass padlocks

Blister

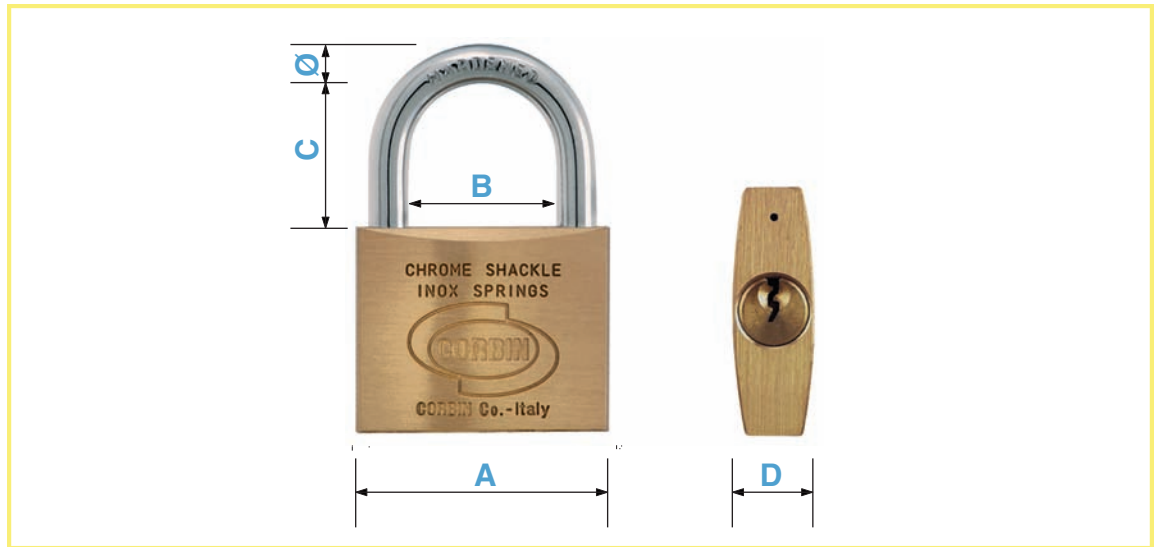
Caratteristiche tecniche:

- **Chiave**
2 per lucchetto
Estrazione chiave a lucchetto chiuso o aperto
- **Gancio**
Acciaio cementato e cromato
Rotazione 360°
- **Catenaccio**
2 in ottone (escluso 20 e 25 mm.)
- **Corpo**
Ottone massiccio, spigoli arrotondati,
protetto con vernice trasparente
- **Meccanismo**
Spina antigimaldello (escluso 20 e 25 mm.)
Contropistoncini a fungo antigimaldello
Pistoncini in ottone
Molle in acciaio inox
Richiamo automatico della chiave nella
posizione di estrazione
- **Confezione**
Blister

Features:

- **Key**
2 each padlock
Key withdrawal with shackle open or closed
- **Shackle**
Chrome plated case-hardened steel
Rotation 360°
- **Locking**
2 in brass (except 20 and 25 mm.)
- **Body**
Solid brass with rounded corners protected
by varnish and glazed
- **Mechanism**
Antipick pin (except 20 and 25 mm.)
Antipick mushroom drivers
Brass pins
Inox springs
Automatic return of key
to extraction position
- **Packaging**
Blister





Blister

Gancio Standard
Standard Shackle



Codice / Code	A	Ø	B	C	D				
			mm						
PL010 21 00	20	3	9	12	11	3	PK100 55 01	35	12
PL010 26 00	25	4	13	14	12	4	PK100 56 01	60	12
PL010 31 00	30	5	16	17	13	4	PK100 57 01	88	12
PL010 41 00	40	6	23	24	14	5	PK100 58 01	155	12
PL010 51 00	50	8	29	28	16	5	PK100 59 01	270	6
PL010 61 00	60	9	36	34	19	5	PK100 59 01	398	6
PL010 71 00	70	11	41	42	21	5	PK100 59 01	650	4

Gancio Lungo
Long Shackle



PL012 26 00	25	4	13	24	12	4	PK100 56 01	70	12
PL012 31 00	30	5	16	24	13	4	PK100 57 01	97	12
PL012 41 00	40	6	23	38	14	5	PK100 58 01	178	12
PL012 51 00	50	8	29	80	16	5	PK100 59 01	334	6

Gancio Extra Lungo
Extra Long Shackle



PL013 31 00	30	5	16	63	13	4	PK100 57 01	111	12
PL013 41 00	40	6	23	63	14	5	PK100 58 01	191	12
PL013 51 00	50	8	29	130	16	5	PK100 59 01	383	6

Gancio
Regolabile
Adjustable
Shackle



PL015 51 00	50	8	29	60÷150	16	5	PK100 59 01	400	6
-------------	----	---	----	--------	----	---	-------------	-----	---


Set di lucchetti KA
(chiave uguale)
KA (key alike) set padlocks



PL010 24 00	20	3	9	12	11	3	PK100 55 01	105	12
• N. 3 lucchetti - 20 mm. in KA - 2 chiavi • N. 3 - 20 mm. KA padlocks - 2 keys									
PL010 29 00	25	4	13	14	12	4	PK100 56 01	240	12
• N. 4 lucchetti - 25 mm. in KA - 2 chiavi • N. 4 - 25 mm. KA padlocks - 2 keys									
PL010 34 00	30	5	16	17	13	4	PK100 57 01	176	12
• N. 2 lucchetti - 30 mm. in KA - 2 chiavi • N. 2 - 30 mm. KA padlocks - 2 keys									
PL010 44 00	40	6	23	24	14	5	PK100 58 01	310	12
• N. 2 lucchetti - 40 mm. in KA - 2 chiavi • N. 2 - 40 mm. KA padlocks - 2 keys									

Chiavi grezze (Ottone nichelato)

Key blanks (Nickel plated brass)




20 mm



PK100 55 01



50




25 mm



PK100 56 01



50




30 mm



PK100 57 01



50




40 mm



PK100 58 01



50



50-60-70 mm



PK100 59 01

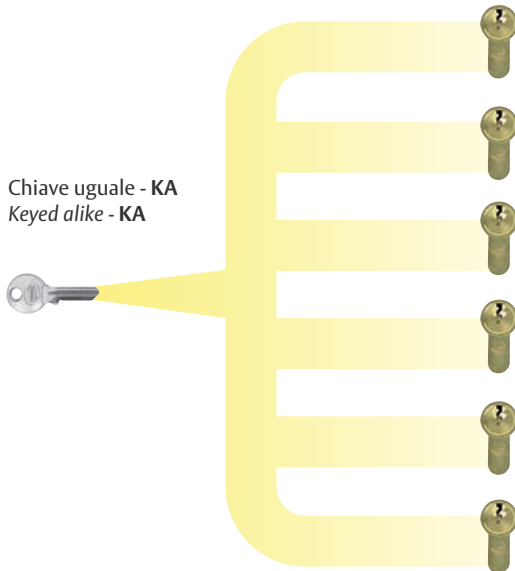


100

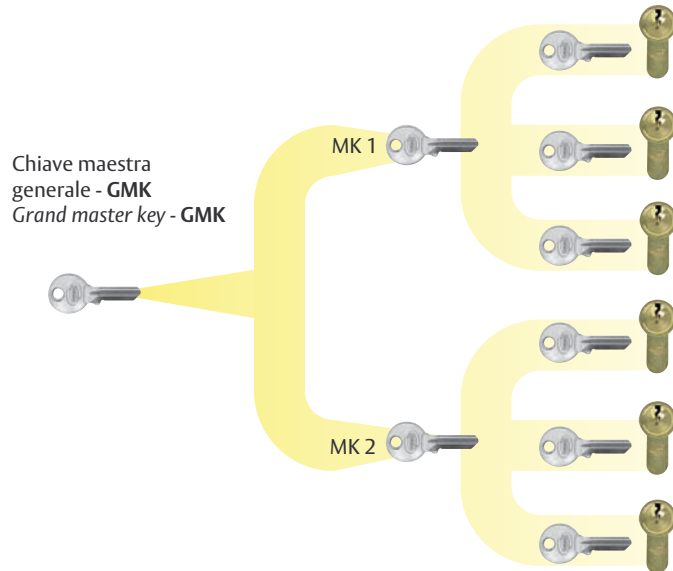
Impianti di cifratura speciale

Special arrangements

KA	Impianto a chiave uguale (cifratura a ns. scelta) <i>Keyed alike installation (keyed to our choice)</i>	GMK	Impianto a chiave maestra generale <i>Grand master key installation</i>
KAR	Impianto chiave uguale (cifratura registrata) <i>Keyed alike installation (Coded keyed)</i>		
KAS	Impianto chiave uguale (cifratura uguale al campione) <i>Keyed alike installation (keyed as per sample)</i>		

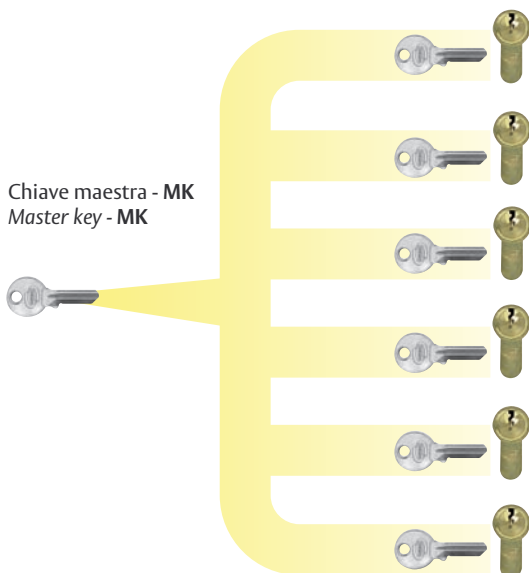


Tutte le serrature (cilindri o lucchetti) sono aperte con la stessa chiave
All locks (cylinders or padlocks) opened by the same key

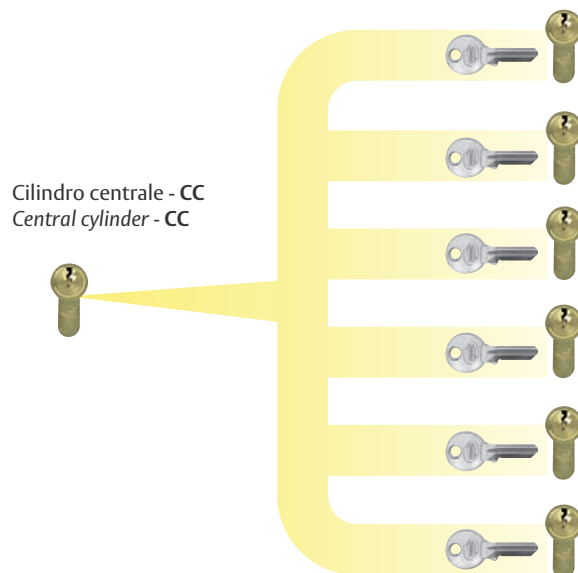


Ogni serratura (cilindri o lucchetti) è aperta dalla propria chiave individuale, dalla Chiave Maestra appartenente al gruppo, e dalla Chiave Maestra Generale
Each locks (cylinders or padlocks) is opened by its own key, Master Key, and the Grand Master Key

MK	Impianto a chiave Maestra <i>Master Key installation</i>	CC	Impianto a Cilindro Centrale <i>Central locking installation</i>
-----------	---	-----------	---



Ogni serratura (cilindro o lucchetto) è aperta dalla propria chiave individuale e dalla chiave Maestra
Each lock (cylinder or padlock) is opened by its own individual key, and the Master Key



Ogni chiave apre la serratura (cilindro o lucchetto) centrale e la propria serratura (cilindro o lucchetto) individuale
Each key opens the central lock (cylinder or padlock) and open its own individual lock (cylinder or padlock)



ASSA ABLOY Italia S.p.A.
Via Modena 68 - 40017 San Giovanni in Persiceto (BO) Italy
Tel. +39 051 6812411 - Fax +39 051 827486
info@assaabloy.it - www.assaabloy.it

ASSA ABLOY Italia S.p.A. si riserva di apportare in qualunque momento e senza preavviso le modifiche necessarie per migliorare ed evolvere le caratteristiche dei propri prodotti. Fotografie, illustrazioni e descrizioni sono da ritenersi indicative.
ASSA ABLOY Italia S.p.A. reserves the right at any time, and without notice, the necessary modifications in order to improve and evolve the characteristics of their products. Photographs, illustrations and descriptions ought to be considered as indicative.

H001101/01-2008

ASSA ABLOY is the
global leader in door
opening solutions,
dedicated to satisfying
end-user needs for
security, safety and
convenience.

www.assaabloy.com

